

# Installation instruction if this software was bought together with a new calculator.

Only use fresh batteries for the installation ! Plug in the SD-card and start the installation. Keep the SD-card and its containing programs at a safe place if you want to reinstall the programs later. If you need to exchange your calculator while under guarantee, you have to exchange the card as well for being able to use the programs with the exchanged calculator.

If you use **algebraic mode** key in the following sequence

**EVAL**  $\leftarrow$   $\vdots$  **3**  $\rightarrow$  **ALPHA** **ALPHA** **0** **S** **E**



and press **ENTER** to start the installation. Depending on system flag -60 the key **ALPHA** needs to be pressed only once to key in characters continuously.

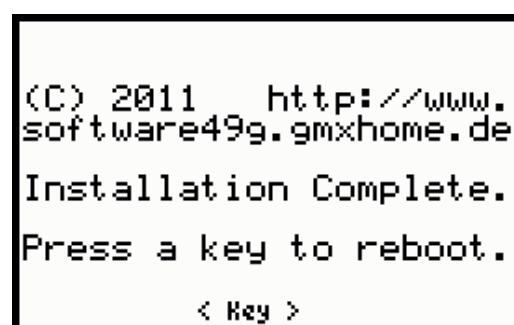
If you use **RPN mode** key in the following sequence

$\leftarrow$   $\vdots$  **3**  $\rightarrow$  **ALPHA** **ALPHA** **0** **S** **E** and press **ENTER**.



Afterwards press **EVAL** to start the installation. Depending on system flag -60 the key **ALPHA** needs to be pressed only once to key in characters continuously.

The installation process takes about 30 seconds and the progress of the installation is shown on the screen.



Press any key after the installation has ended to reboot your calculator. Please use the software according to the documentation on the SD-card.

The equation library can be found via the **APPS** key. Business economics formulas can be found via  $\leftarrow$  **FINANCE**.

# Installation instruction if this software was bought separately.

Only use fresh batteries for the installation ! Plug in the SD-card and start the installation. Keep the SD-card and its containing programs at a safe place if you want to reinstall the programs later. If you need to exchange your calculator while under guarantee, you have to exchange the card as well for being able to use the programs with the exchanged calculator.

If you use **algebraic mode** key in the following sequence

**EVAL** **←** **::** **3** **→** **ALPHA** **ALPHA** **0** **S** **E** and press **ENTER** afterwards to start the installation.

If you use **RPN mode** key in the following sequence

**←** **::** **3** **→** **ALPHA** **ALPHA** **0** **S** **E** **ENTER** and press **EVAL** afterwards to start the installation.

Depending on system flag -60 the key **ALPHA** needs to be pressed only once to key in characters continuously. Approximately 140 KB are needed for all components.

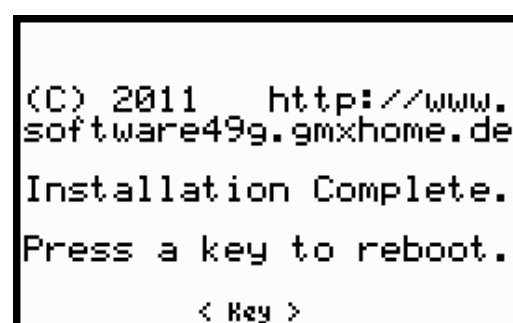
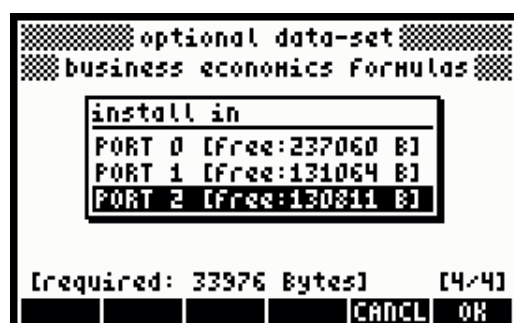
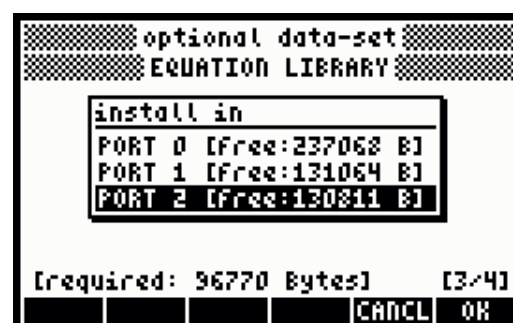
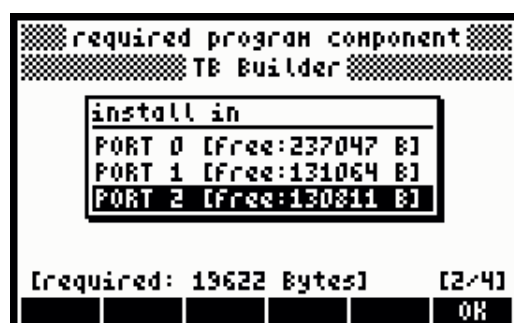
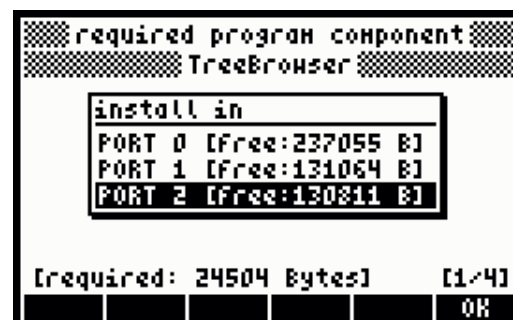


algebraic mode



RPN mode

The installation program guides you through the installation process and allows you to choose where the components should be stored.



Press any key after the installation has ended to reboot your calculator. Please use the software according to the documentation on the SD-card.

The equation library can be found via the **APPS** key. Business economics formulas can be found via **←** **FINANCE**.